






Miranda Dryer
02210
Edition 2-2019



REM (UK) Limited
Glenfield Mill,
Glenfield Road,
Nelson, Lancashire
BB9 8AW
T: +44 (0)1282 619 977
F: +44 (0)1282 619 617
E: sales@rem.co.uk
W: www.rem.co.uk

Made in Britain 

 remuksalons
 remuklimited
 remuklimited
 remuklimited
 remuklimited

Product Name: Miranda Dryer

Product Type: Dryer

Product Codes:

- 02210 - Miranda Dryer

Standard Equipment:

- Height adjustable pole.
- Manual control.
- 3 heat settings
- 60 minute timer
- Opening visor.

Optional Equipment:

- N/A

Main Construction:

- Polycarbonate hood with tinted plastic visor

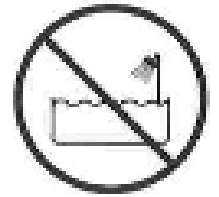
Finish:

- Chrome plated pole with ABS base.

Features:

- Economical, low cost dryer
- Large 6 leg base





Installation:

This Dryer should be carefully examined for damage, on receipt. It is important to note that the voltage on the Rating Plate matches that of your supply, before proceeding further. If in doubt, please contact an Approved Service Engineer, Electrical Contractor or REM direct. Whilst a suitable 3-pin plug is already fitted to your unit, it should be noted that any replacement plug and/or fuse should be rated at 13 amps only. (The maximum loading of the Dryer is 980 Watts.) In the event that the supply lead becomes damaged or worn, this should be replaced before any further use of the unit, again by an Approved Service Engineer, Electrical Contractor, or the Manufacturer (special purpose tools may be required). Installation of a '**Residual Current Device**' (RCD), or similar, in the supply circuit, is advisable. (Please seek expert electrical advice on this matter.)

WARNINGS: Do not remove the Top Cover of the Dryer, without first disconnecting the power supply. Feeding the mains cable between the Hood and Support could cause 'trapping' and possible damage.

In instances where the Hood is being used on a Dryer bank, or in the 'Mobile' mode, **extreme care must be taken NOT TO COMPRESS THE POLE UNTIL THE HOOD IS IN POSITION. The instructions accompanying the pole must be read and strictly adhered to, when assembling or dis-assembling the unit.** (The weight of the hood will have the effect of creating a 'floating' situation at, or around, the appropriate drying position.) At this point the height can easily be set, and secured, by tightening the Butterfly Nut on the pole. A reducer is included with this product to facilitate use with a 'new' or existing pole.

N.B. An explanation concerning the 'Crossed Out Wheeled Bin' symbol, also appearing on the Rating Plate, is given later in this leaflet.

Operating Instructions:

WARNING: Do not use this appliance near water contained in bath-tubs, basins, or other vessels.

Operation of this model is quite simple and involves the use of a Mechanical Timer Variable Heat Control and On/Off Switch. N.B. The unit operates via the on/off facility only when the timer has been set. The angle of the Dryer Hood is adjustable by simply moving the Dryer Body. When starting the Dryer in particularly low temperatures, it is important that any 'sluggishness' shown by the motor in these conditions, is allowed to subside. Setting the Temperature Control to a minimum during this period, will ensure that no damage can occur to the Dryer. Full use of Temperature Control may resume when the motor reaches normal operating speed, usually signified by a low, but constant humming sound. During periods when the Dryer is not in use, the visor should be left in the 'Closed' position.

It is vitally important to note that any artificial restriction to the air flow of the unit (**e.g. caused by drying towels etc.**), is likely to cause heat damage and possible motor failure. Under such circumstances, the manufacturers would be entitled to invalidate their guarantee.

Important. Always ensure that your client wears a suitable Hair-Net during the drying process.

Cleaning:

Externally, a non-spirit based and non-scouring type cleaner is advisable, for use on both the Body Shell and the Visor, to remove lacquers and dust films, and restore the clarity of the Visor. Internally, this dryer should be cleaned by a suitable Service Engineer of your choice, at approximately six-monthly intervals. However, during the "Warranty" or 'Guarantee' period, which covers TWELVE MONTHS from the date of purchase, only REM authorised Service Engineers may carry out this work. Furthermore, only such personnel may attend to faults and/or breakdowns of any type, during that same period.

N.B. Cleaning only, is totally chargeable at the discretion of the Service Engineer, whether inside the Warranty/Guarantee period, or not.

Guarantee:

This Dryer Hood has been tested in accordance with the appropriate trade standards. However, should a fault develop within TWELVE MONTHS of the date of purchase, REM (U.K.) Ltd. will undertake to effect any necessary repairs, including parts and labour, free of charge. Please contact us (see bottom of page) for information on Approved Service Engineers in your area, quoting name of product and serial number, for both fault rectification and other servicing requirements. (Proof of purchase may be requested.)

(N.8. Visors are not covered by this guarantee, except in cases of initial Transit Damage.)

IMPORTANT - This apparatus is earthed and it is imperative that only a 3-pin plug be fitted and a 13-amp fuse used. The wires in this mains lead are coloured in accordance with the following code:

GREEN & YELLOW-EARTH BLUE-NEUTRAL BROWN-LIVE

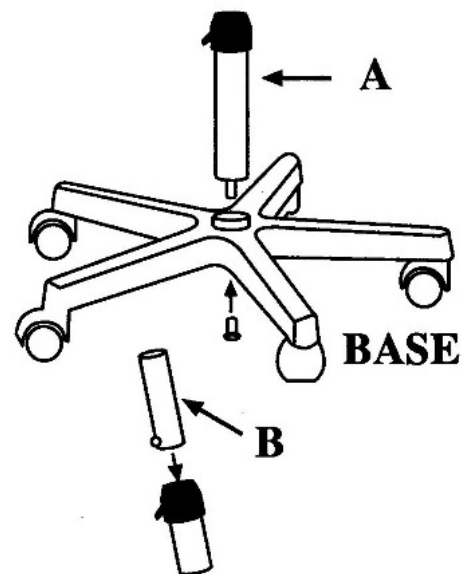
WARNING - THIS APPLIANCE MUST BE EARTHED

As the colours of the wires in the mains lead of this appliance may not correspond with the coloured markings identifying the terminals in your plug, proceed as follows:

The wire which is coloured green-and-yellow must be connected to the terminal in the plug which is marked with the letter E or by the earth symbol = * or coloured green or green-and yellow.

The wire which is coloured blue must be connected to the terminal which is marked with the letter N or coloured black.

The wire which is coloured brown must be connected to the terminal which is marked with the letter L or coloured red.



WARNING – Please read these instructions thoroughly before attempting assembly.

INSTRUCTION FOR USE OF SPRING COLUMN (2 PIECE DRYER POLE)

1. Fix Spring Column 'A' (Lower Pole) to Base, using Setscrew & Washer supplied. (N.B. please ensure setscrew is tightened sufficiently to avoid any rattling noises being transferred through the pole when the Dryer is in use.)
2. Check wing nut is loose on Spring Column 'A'.
3. Place tube 'B' into Spring Column 'A' (notched end downwards enabling notch to fit via special groove in plastic moulding on Lower pole). Assert only enough pressure to ensure that notch has gone below moulding, allowing partial turn of the Upper Pole in either direction, to lock in place. Release pressure leaving both tubes fixed together.
4. **DO NOT DEPRESS TUBE 'B' AGAINST SPRING LOADING AT THIS STAGE.**
5. Place Hair Dryer or other appliance on tube 'B', the weight of which will automatically depress tube to a counter-balance (or 'floating') situation.
6. Tighten Wing-Nut on Lower Pole when appliance has been set at correct height.

DO NOT UNSCREW THE WING NUT IF THE DRYER OR OTHER APPLIANCE IS NOT ON THE POLE ASSEMBLY. IF DISMANTLING, ENSURE WING NUT IS TIGHT BEFORE REMOVING APPLIANCE FROM POLE. USE ONE HAND TO BLOCK UPWARD MOVEMENT OF UPPER TUBE WHILST SLOWLY RELEASING WING-NUT. ALLOW SPRING MOVEMENT TO UNLOAD UPPER TUBE GRADUALLY UNTIL PRESSURE CEASES. RELEASE UPPER TUBE BY TURNING UNTIL NOTCH LINES UP WITH GROOVE IN PLASTIC MOULDING AND CAN BE LIFTED CLEAR.

WARNING!! ENSURE FACE AND OTHER PARTS OF BODY ARE WELL CLEAR WHEN CARRYING OUT THE ABOVE.

N.B. The spring mechanism can cause damage or injury if not used with care. No liability can be accepted in respect of any incident arising out of mis-use or incorrect handling.

Fabrics:

DECLARATION OF CONFORMITY OF CERTAIN FIRE RETARDANCY STANDARDS.

BS 7176 is the British Standard which specifies the requirements for the resistance to ignition of upholstered furniture manufactured for seating or similar usage, but excluding use on domestic furniture or transport seating. Tests have been carried out on all REM products and fabrics in accordance to BS EN 1021-1: 2006 and BS EN 1021-2: 2006 which satisfy the performance requirements of Low Hazard Category of BS 7176 (resistance to ignition sources: Smouldering Cigarette and Match Flame Equivalent).

Typical examples of furniture that are required to meet the Low Hazard Category are Schools, Colleges, Offices, and Day Centres.

All of the cloths the REM swatch are available on the majority of REM products and meet the Medium Hazard Category (Public Buildings, Restaurants, Hotel Bedrooms, Hospitals etc) of BS 7176 which is similar to the above but also includes the Ignition Source 5 test of BS 5852: 2006.

It should be noted also, that whilst the test levels for the various hazard categories are set after careful consideration of the particular end-user environments involved, they are not intended to reflect the behaviour of the upholstery in a fully developed fire. A label is available for use on items produced in accordance with this standard, although there is no legal requirement to attach said label. These can be supplied on request at the time of ordering (printed to suit Low and Medium Hazard Only).

All products are subject to availability. REM reserves the right, without further notice, to alter the material specification of our products, if necessary to provide the highest levels of product quality.

Laminate:

Each laminate shown in the REM swatch has been carefully selected from the Polyrey, Wilsonart & Egger Quality Collections of high pressure laminates (HPL). They can all be postformed (with the exception of Alu Brosse), and are suitable for commercial use. Please note that Matt Black has a tendency to fine scratching and finger marks when applied to horizontal working surfaces.

REM has made every effort to ensure that the Laminates presented in our swatch book are as the original. All products are subject to availability. REM reserves the right, without further notice, to alter the material specification of our products, if necessary to provide the highest levels of product quality.

Please ensure that you discuss any queries with our technical staff. For more colour ideas visit www.rem.co.uk.

NOTE

REM declines all responsibility for any injury to persons or damage to property caused by installation or assembly that has not been carried out in compliance with the general warnings, and the installation instructions of the pole/base and/or wall arm. REM declines all responsibility for any injury to persons or damage to property caused by installation or assembly carried out by non-qualified persons. REM declines all responsibility for injury or damage resulting from the unsuitability of the wall for the wall hood processor and arm only.

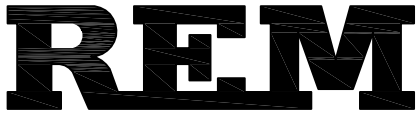
Environmental Protection



The crossed-out wheeled bin symbol which you will find on the Rating Plate attached to your product, or appearing in the Assembly/Operating Instructions, signifies an obligation by you as purchaser or owner, to dispose of the equipment in accordance with the European Directive 2002/96/EC. This is a statutory instrument commonly known as the 'WEEE Regulations', which effectively requires you to carry out disposals of all Electrical and Electronic Equipment separately from your usual waste facilities. Specialist waste controls, designated by the Government (or Local Authorities) are to be made available to prevent potentially harmful substances affecting the environment and causing a possible human/animal health risk.

More detailed information is available from your local Environmental Health Office, Local Authority Waste Disposal Service, or the sales point from which the product was originally purchased.

REM's Producer Registration Number is **WEE/BJ0066TW**



Declaration

Guarantee

What this Warranty Covers

This warranty covers any product defects arising from faulty materials or workmanship; or defects arising from direct delivery transport damage. It is important to note that damages must be reported within 72 hours and are only covered for the address on the REM delivery note. Any issues relating to incorrect specification or missing components must be reported within 28 days from delivery.

What this Warranty Does Not Cover

Any problems arising from damage caused by misuse, failure to install correctly, damage caused during 3rd party transportation and storage, or fair wear and tear. (Goods delivered by the wholesaler or courier arranged by the wholesaler or end user will be classed as 3rd party transportation.)

What is the period of this Warranty?

This Warranty extends for a period of three years from date of purchase. Customers must retain their receipt from the supplying REM Distributor as proof of purchase. Any wholesaler stock items will be covered for three years, where applicable, from date of purchase from the wholesaler but exclude transport damage.

What we will do to correct problems

REM will, at its discretion, repair or replace defective products. During the first year of ownership for UK Mainland customers only, REM will supply and, at its discretions, fit replacement parts or products. In years 2 and 3 for UK Mainland customers and for years 1, 2 and 3 for all customers outside UK Mainland, REM will supply replacement parts or products at its cost.

What we will not do

REM will not be responsible for any associated costs of refitting or reinstalling any products which have been replaced nor will it be responsible for any costs incurred arising from the non-availability of its products awaiting repair or replacement.

How do you get service?

Should any problems arise with your REM product please use the REM Support Link which is found at <http://www.remsupport.co.uk/>.

How does this affect my statutory rights?

This three year warranty in no way affects your statutory rights and is intended as an additional safeguard and benefit for buying and using REM products.

Notable Exceptions to the warranty

1. Miranda Dryer is covered by 12 month warranty only.
2. Rio Mag Lamp is covered by 12 month warranty only.
3. Apollo, Apollo Lux, Studio, Jupiter, Nero, Penta and Monet Trolleys are covered by 12 month warranty only.
4. Any repairs carried out by REM personnel or accredited REM engineers have a 3 month guarantee.

Other Exceptions to the warranty

1. Upholstered seats are covered by a 3 year warranty except for where cloth gathers or stretches under use.
2. Dryer Pole Wing Nuts are considered a wearable part and not covered by warranty.
3. Hoses for REM washpoints are considered a wearable part and not covered by warranty.
4. Handsets for REM electric couches are only covered by warranty for the first 12 months.
5. Stained Upholstery due to hair dye and other products are not covered by warranty.
6. Stained Upholstery due to denim or similar are not covered by warranty.
7. Stained work surfaces due to nail varnish and similar products are not covered by warranty.
8. Damaged glass components or mirrors are not covered under warranty unless the damage was occurred during delivery and reported within 72 hours.
9. Visors on REM Hood Dryer are covered by warranty for transit damage only.
10. Any items damaged in transit are only covered by warranty if delivered on REM vehicles or REM appointed subcontractors. Any items collected from REM by customers or where collection has been arranged by customers are not covered for any transit damage.
11. Any items purchased from REM Reconditioned stock, invoiced on a code beginning with 3045 are not covered by warranty.
12. Any items purchased from Ebay or similar are not covered by warranty.

REM Returns Policy

All defects arising from faulty materials or poor workmanship; or defects arising from transport damage will be returned to REM at no cost to the customer.

Where REM agree to replace a product, the replacement item will be charged to the customer's account. The returned unit will be credited in full once it has been received back at REM. In cases where the reported fault cannot be found, no credit will be authorised.

Unwanted goods, or items not meeting customer requirements; which are free from the defects listed above, un-used, and in its original packaging will be considered for credit by a duly appointed representative of REM. A minimum charge of £60 will apply and will be communicated before the returns order is processed.

Items manufactured to the specific requirements of the customer (such as made-to-order furniture and upholstery; and bespoke furniture) are non-returnable. If the item is faulty it will be replaced or repaired at REM's cost, as per our terms and conditions.

REM will attempt collection of an arranged return a maximum of two times at which point the customer/wholesaler will have to arrange their own transportation for the goods to be sent back to REM or the returns note will be cancelled and any charges on the note will be applied to the account.

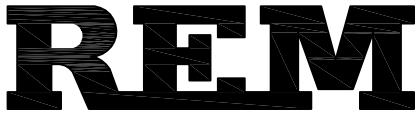
Please ensure that you discuss any queries with our technical staff:

www.rem.co.uk

sales@rem.co.uk

customerservice@rem.co.uk

+44(0) 1282 619 917



Declaration

Product Registration

In order to validate your warranty REM request that you register each of your products with our service department. Please email customerservice@rem.co.uk and provide:

- Name
- Business Address
- Town/City
- Post Code
- Serial Number
- Date of Purchase

This information will be sent to your closest Service Engineer.

REGION	COMPANY	CONTACT	EMAIL ADDRESS	PHONE	MOBILE
NATIONAL	SALON CARE	MATT	SALONCAREUK@GMAIL.COM	01256 353524	
KENT	WHY NOT FIX	ANDY DAVIES	ANDY@WHYNOTFIX.CO.UK	01303 891909	07861 707870
HAMPSHIRE	PROFESSIONAL HAIRDRYER SERVICES	COLIN HULME	COLIN.HULME@SKY.COM	02380 778093	07795 432101
HAMPSHIRE/ WILTSHIRE		STUART PAYNE	STUART369PAYNE@BTINTERNET.COM	02380 420445	07957 649225
DORSET	MIKE DAVIES	SEIVAD SERVICES	MIKE@SEIVADSERVE.PLUS.COM	01202 889366	07984 456927
LONDON	VANGUARD	PAUL	SALES@VANGUARDHAIRDRYERS.CO.UK	0208 6604437	07899 991889
EAST ANGLIA	HUMPHREY MOBILE SERVICES	DAVE/WILL	HUMPHREYMOBILE@SKY.COM	01502 580609	07905 941704
WEST MIDLANDS, DERBYSHIRE, SHROPSHIRE, HEREFORD	MIDLAND DRYER SERVICES	DAVID KEMPER	DAVID.KEMPER@NTLWORLD.COM	01889 570369	07977 861001
DERYSHIRE, STAFFS, NOTTS, LEICESTER	MULTICARE	MALCOLM	INFO@MULTICAREPROFESSIONAL.COM	01663 734151	07915 075544
SOUTH AND CENTRAL WALES	LEWIS SALON SERVICES	IAN LEWIS	IANIPS@MSN.COM	01267 238862	07974 072064
CHESHIRE, MERSEYSIDE, NORTH WALES	HAIRDRESSING EQUIPMENT SERVICES	TERRY PARKES	TERRYPARKES@GMAIL.COM	01829 260164	07515 696010
LANCASHIRE	GORDEN FISHER	JULIE FISHER	JULIEFISHER19@ME.COM	01253 738663	07721 436880
CUMBRIA	GORDON SINGLETON	GORDON SINGLETON	PB4@LIVE.CO.UK	01229 834068	07887 377629
YORKSHIRE	SELBY SALON SERVICES	DAVID JOHN	dgj9591@gmail.com	01757 704477	07885 652840
YORKSHIRE	HAIRDRESSING ELECTRICAL EQUIPMENT	MICK BRADY		01132 120811	07767 676267
NORTH EAST	SAFETY 1 ST	ANDY KELLY	ANDYKELLY65@HOTMAIL.COM	01724 846573	07981 252739
SCOTLAND	RAZORSHARP	RAY SMITH	NIKERA@VIRGINMEDIA.COM	01292 289206	07808 870358
NORTHERN IRELAND	SALON SUPPORT	IAN MACDONALD	IMACD66@HOTMAIL.COM	02891 820617	07803 158994
SOUTHERN IRELAND	HAIRDRESSING TRADE	MARK PEYTON	HAIRDRESSINGTRADE@GMAIL.COM	00353 872 624419	
SOUTH IRELAND		JOHN – CO CORK		00353 872 398932	